



SPEC SHEET - TP 3 DIESEL FUEL FILTER

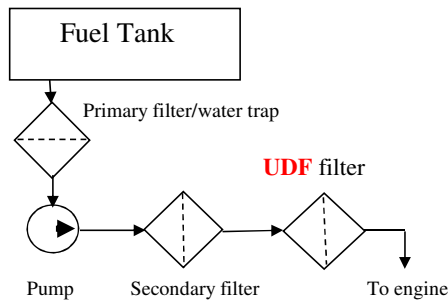
General

Kilowatt rating	450 kw
All filters Q.A.pressure tested to	1000 kPa
Maximum operating temperature	75°C
Standard port size	1/2" ORB
Number of inlet ports	1
Number of outlet ports	1

Dimensions

Height	500mm
Width	1320mm
Depth	150mm
Fitting clearance required - sides	70mm
Fitting clearance required - top	20mm
Fitting clearance required - bottom	80mm

Installation sequence



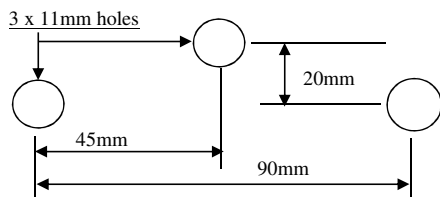
Service intervals

UDF filters are sized to give a service life that coincides with the service interval of the vehicles on to which they are fitted. Do not extend the filter cartridge life beyond that of the standard filter service interval as this can lead to fuel starvation and cavitations at the pump inlet if the cartridge becomes blocked. If premature blocking due to very dirty fuel occurs the cartridge should be changed immediately.

Replacement parts

Filter element - part #	PR 5003
Bowl seal - part #	P 1008
Cartridge sealing "O" ring - part #	R 1,007

Mounting hole configuration



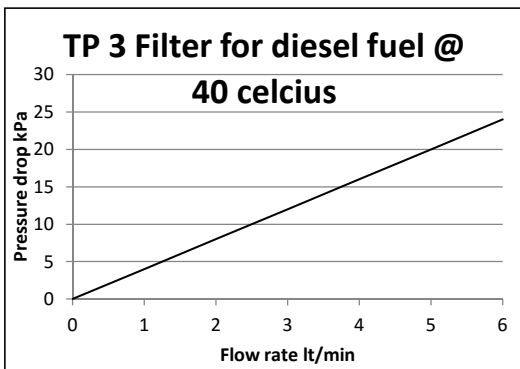
Beta ratios

UDF filters are better known as polishing filters. They must be preceded by conventional water trap/filters of $\beta(10) = 200$ as per ISO 16889

UDF filters remove more than 98% of all particles > 0.5 microns that pass straight through the standard OEM filters and can thus be rated as $\beta(0.5) = 50$ (minimum)

The minute particles that interfere with the clearances between the needle and the barrel and cause stiction and wear are removed by UDF filters.

Pressure drop/flow rate graph



Flow restrictions

Filter size should be selected based on the maximum flow rate at a pressure drop of 15 kPa. See **pressure drop/flow rate graph**
 For special applications please contact us for advice.

*Clean fuel - saves money
 - reduces emissions
 - improves performance*

Note - For safety reasons the maximum operating temperature has been reduced to 75°C